

Construction Products Solutions International Ltd

Unit 3, Haslemere Industrial Estate
Pig Lane
Bishops Stortford
Hertfordshire CM23 3HG

Tel: 01279 505514 Fax: 01279 755190

e-mail: t.foster@surecps-group.com

website: www.surecps-group.com



Agrément Certificate

16/5302

Product Sheet 1

SURETECH DAMP-PROOFING CREAM

SURETECH INJECTION CREAM

This Agrément Certificate Product Sheet⁽¹⁾ relates to SureTech Injection Cream, a concentrated silane/siloxane emulsion cream for insertion into mortar courses to form a remedial damp-proof course (dpc) in existing walls, and the associated replastering.

(1) Hereinafter referred to as 'Certificate'.

CERTIFICATION INCLUDES:

- factors relating to compliance with Building Regulations where applicable
- factors relating to additional non-regulatory information where applicable
- independently verified technical specification
- assessment criteria and technical investigations
- design considerations
- installation guidance
- regular surveillance of production†
- formal three-yearly review.†



KEY FACTORS ASSESSED

Effectiveness against rising damp — when injected into suitable substrates in accordance with BS 6576 : 2005, the product forms an effective barrier against rising damp in existing walls (see section 6).

Drying time — after treatment, a 230 mm solid brick wall previously affected by rising damp should normally dry out in 6 to 12 months (see section 7).

Durability — the product will remain effective against rising damp for at least 20 years (see section 9).



The BBA has awarded this Certificate to the company named above for the product described herein. This product has been assessed by the BBA as being fit for its intended use provided it is installed, used and maintained as set out in this Certificate.

On behalf of the British Board of Agrément

Date of Second issue: 5 July 2019

John Albon
Chief Scientific Officer

Claire Curtis-Thomas
Chief Executive

Originally certificated on 23 March 2016

This Certificate was amended on 22 May 2024 as part of a transition of The BBA Agrément Certificate scheme delivered under the BBA's ISO/IEC 17020 accreditation. This Certificate was issued originally under accreditation to ISO/IEC 17065. Sections marked with the symbol † are not issued under accreditation. Full conversion to the ISO/IEC 17020 format will take place at the next Certificate review. The BBA is a UKAS accredited Inspection Body (No. 4345). Readers MUST check the validity of this Agrément Certificate by either referring to the BBA website or contacting the BBA directly. Any photographs are for illustrative purposes only, do not constitute advice and must not be relied upon.

British Board of Agrément

Bucknalls Lane
Watford
Herts WD25 9BA

©2019

tel: 01923 665300
clientservices@bbacerts.co.uk
www.bbacerts.co.uk



The Building Regulations 2010 (England and Wales) (as amended)

In the opinion of the BBA, the use of SureTech Injection Cream in an existing building is not subject to these Regulations, but action to satisfy Requirement C2(a) and Regulation 7 may be necessary for a 'Material change of use' as defined in Regulation 5(a) (the presence of a UK map indicates that the subject is related to the Building Regulations in the region or regions of the UK depicted):

| | | |
|---------------------|--------------|--|
| Requirement: | C2(a) | Resistance to moisture |
| Comment: | | The product adequately resists the passage of moisture. See section 6 of this Certificate. |
| Regulation: | 7 | Materials and workmanship (applicable only to Wales) |
| Regulation: | 7(1) | Materials and workmanship (applicable only to England) |
| Comment: | | The product is acceptable. See section 9 and the <i>Installation</i> part of this Certificate. |



The Building (Scotland) Regulations 2004 (as amended)

In the opinion of the BBA, the use of SureTech Injection Cream in an existing building is not controlled by these Regulations, but action to satisfy the Regulation and related Mandatory Standards below may be necessary for a 'Conversion' as defined in Regulation 4 of these Regulations (the presence of a UK map indicates that the subject is related to the Building Regulations in the region or regions of the UK depicted):

| | | |
|--------------------|-------------|--|
| Regulation: | 8(1) | Durability, workmanship and fitness of materials |
| Comment: | | The product can contribute to a construction satisfying this Regulation. See section 9 and the <i>Installation</i> part of this Certificate. |
| Regulation: | 9 | Building standards applicable to construction |
| Standard: | 3.3 | Flooding and ground water |
| Standard: | 3.4 | Moisture from the ground |
| Comment: | | The product adequately resists the passage of moisture and can contribute to satisfying these Standards with reference to clauses 3.3.1 ⁽¹⁾⁽²⁾ , 3.4.1 ⁽¹⁾⁽²⁾ and 3.4.5 ⁽¹⁾⁽²⁾ . See section 6 of this Certificate. |
| Standard: | 7.1(a) | Statement of sustainability |
| Comment: | | The product can contribute to meeting the relevant Requirements of Regulation 9, Standards 1 to 6 and therefore will contribute to a construction meeting a bronze level of sustainability as defined in this Standard. |
| Regulation: | 12 | Building standards applicable to conversions |
| Comment: | | All comments given for the product under Regulation 9, Standards 1 to 6 also apply to this Regulation with reference to clause 0.12.1 ⁽¹⁾⁽²⁾ and Schedule 6 ⁽¹⁾⁽²⁾ . |

(1) Technical Handbook (Domestic).

(2) Technical Handbook (Non-Domestic).



The Building Regulations (Northern Ireland) 2012 (as amended)

In the opinion of the BBA, the use of SureTech Injection Cream in an existing building is not controlled by these Regulations, but action to satisfy Regulations 23(a)(b)(i) and 28(a) may be necessary for a 'Material change of use' under Regulation 8 (the presence of a UK map indicates that the subject is related to the Building Regulations in the region or regions of the UK depicted):

| | | |
|--------------------|--------------------|--|
| Regulation: | 23(a)(b)(i) | Fitness of materials and workmanship |
| Comment: | | The product is acceptable. See section 9 and the <i>Installation</i> part of this Certificate. |
| Regulation: | 28(a) | Resistance to moisture and weather |
| Comment: | | The product adequately resists the passage of moisture. See section 6 of this Certificate. |

Construction (Design and Management) Regulations 2015 Construction (Design and Management) Regulations (Northern Ireland) 2016

Information in this Certificate may assist the client, designer (including Principal Designer) and contractor (including Principal Contractor) to address their obligations under these Regulations.

See section: *3 Delivery and site handling* (3.1 and 3.3) of this Certificate.

Additional Information

NHBC Standards 2019

In the opinion of the BBA, SureTech Injection Cream, if installed, used and maintained in accordance with this Certificate, can satisfy or contribute to satisfying the relevant requirements in relation to *NHBC Standards*, Chapter 5.1 *Substructure and ground bearing floors*.

Technical Specification

1 Description

1.1 SureTech Injection Cream is a concentrated silane/siloxane emulsion cream.

1.2 The installation process involves delivering a set amount of SureTech Injection Cream via the applicator gun into a series of holes drilled into the mortar course, and the subsequent replastering.

2 Manufacture

2.1 The product is manufactured in a controlled batch-blending process.

2.2 As part of the assessment and ongoing surveillance of product quality, the BBA has:

- agreed with the manufacturer the quality control procedures and product testing to be undertaken
- assessed and agreed the quality control operated over batches of incoming materials
- monitored the production process and verified that it is in accordance with the documented process
- evaluated the process for management of nonconformities
- checked that equipment has been properly tested and calibrated
- undertaken to carry out the above measures on a regular basis through a surveillance process, to verify that the specifications and quality control operated by the manufacturer are being maintained.

3 Delivery and site handling

3.1 SureTech Injection Cream is supplied in 310 ml plastic cartridges and 5 litre packs. Packaging bears the trade name and product description, company contact details, hazard labelling and the BBA logo.

3.2 The product should be stored in a cool, dry place and protected from frost.

3.3 The Certificate holder has taken the responsibility of classifying and labelling the product under the *CLP Regulation (EC) No 1272/2008 on the classification, labelling and packaging of substances and mixtures*. Users must refer to the relevant Safety Data Sheet(s).

Assessment and Technical Investigations

The following is a summary of the assessment and technical investigations carried out on SureTech Injection Cream.

4 General

4.1 SureTech Injection Cream is used in accordance with BS 6576 : 2005 and The Property Care Association *Code of Practice for Installation of Remedial Damp-proof Courses in Masonry Walls* in existing:

- solid walls of brickwork, blockwork or masonry
- conventional cavity walls
- walls of rubble-filled construction.

4.2 The product provides a barrier against rising damp where there is no dpc or where the existing dpc has failed.

4.3 Where existing plaster is contaminated by salts, replastering is necessary to retain the salts in the body of the wall and prevent damage to subsequent redecoration.

4.4 SureTech Injection Cream has no effect on expanded polystyrene or bitumen.

5 Practicability of installation

The product should be installed by contractors with experience in the treatment of rising damp using the methods described in this Certificate.

6 Effectiveness against rising damp



When installed in the substrates defined in section 4.1, in accordance with BS 6576 : 2005, the product forms an effective barrier against rising damp.

7 Drying time

After treatment, a 230 mm thick solid brick wall previously affected by rising damp should normally dry out in 6 to 12 months, provided normal heating is used during the winter months. A thicker wall may take longer. Where hygroscopic salts are present the wall may not dry completely, but the replastering system will prevent damage to internal decorations.

8 Maintenance

As the product is confined within the wall and has suitable durability (see section 9), maintenance is not required.

9 Durability



The product will remain effective for at least 20 years.

Installation

10 General

10.1 Installation of SureTech Injection Cream is by applicator gun and must be carried out by the Certificate holder's approved installers in accordance with BS 6576 : 2005 and the requirements of The Property Care Association *Code of Practice for Installation of Remedial Damp-proof Courses in Masonry Walls*.

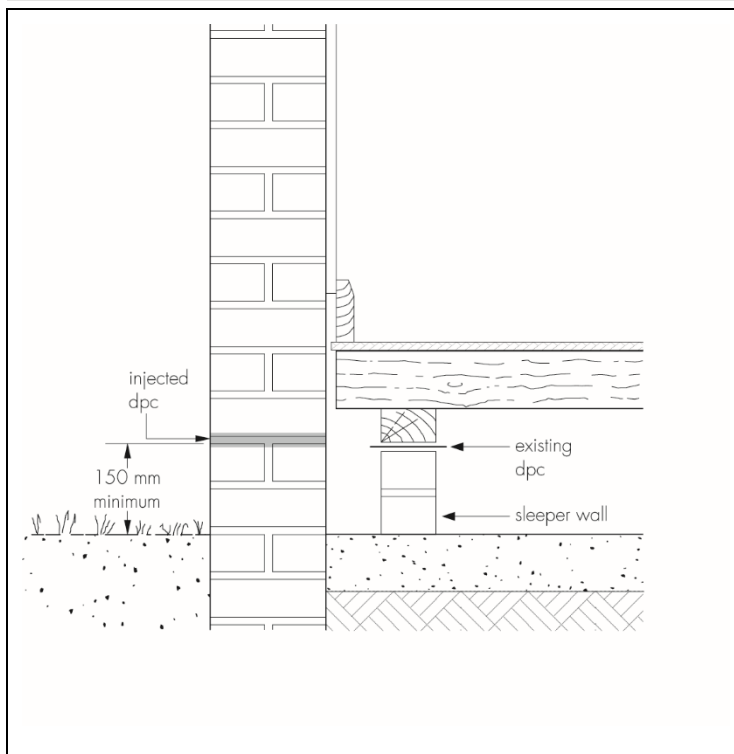
10.2 If the original survey identifies other possible causes of dampness, measures to rectify them must be taken.

10.3 To avoid split responsibility, any replastering carried out should be conducted by the installer or their approved agent.

11 Timber floor — inspection, preparation and repair

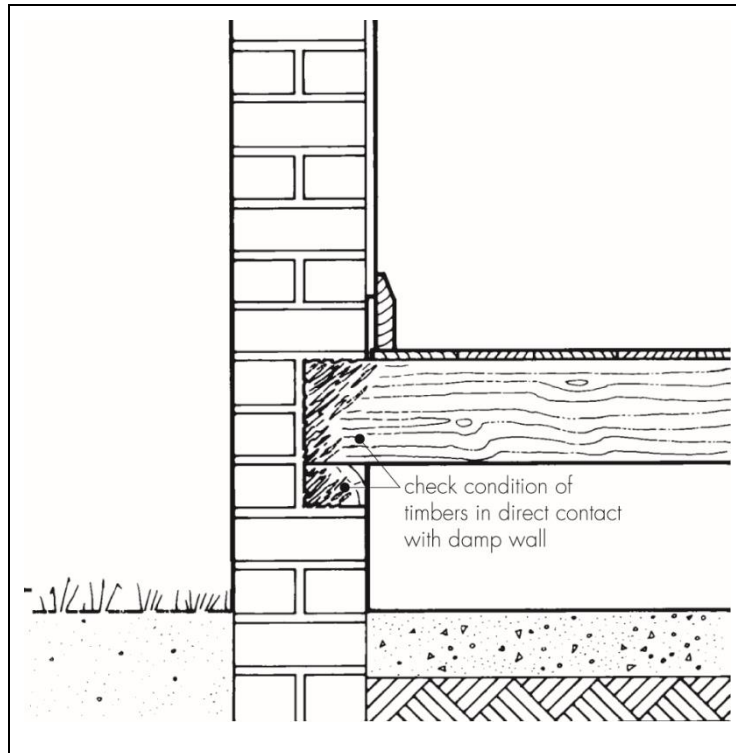
11.1 Where a suspended timber floor is independently supported on sleeper walls, with an effective dpc and showing no signs of dampness, sleeper walls need not be treated (see Figure 1).

Figure 1 Suspended timber floor on sleeper wall



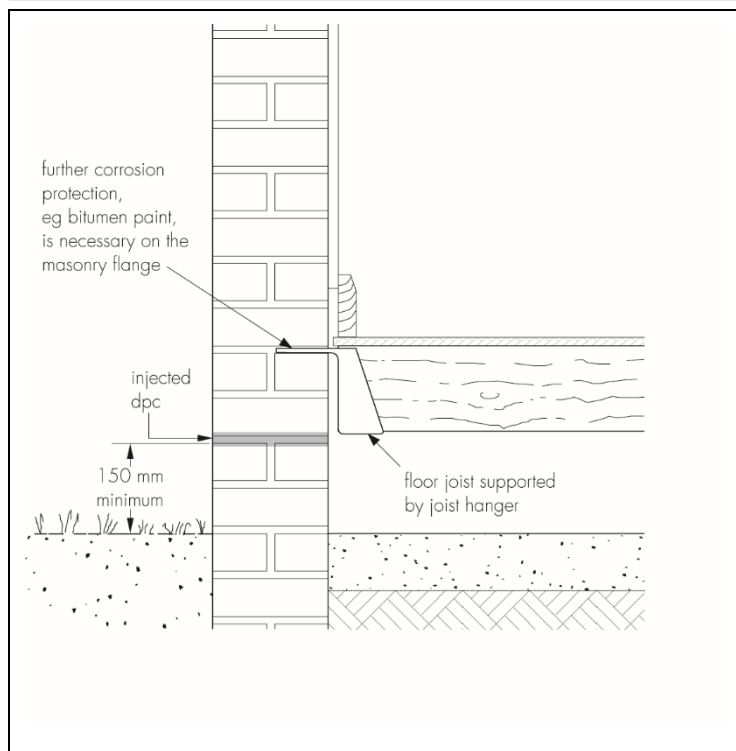
11.2 Where a suspended timber floor is supported on joists and/or a wall plate bearing on, or embedded in, the wall, there is a possibility of decay, particularly where concealed timbers are in contact with the damp wall. The condition of these timbers should be ascertained and remedial action taken if necessary (see Figure 2).

Figure 2 Check embedded timbers for decay



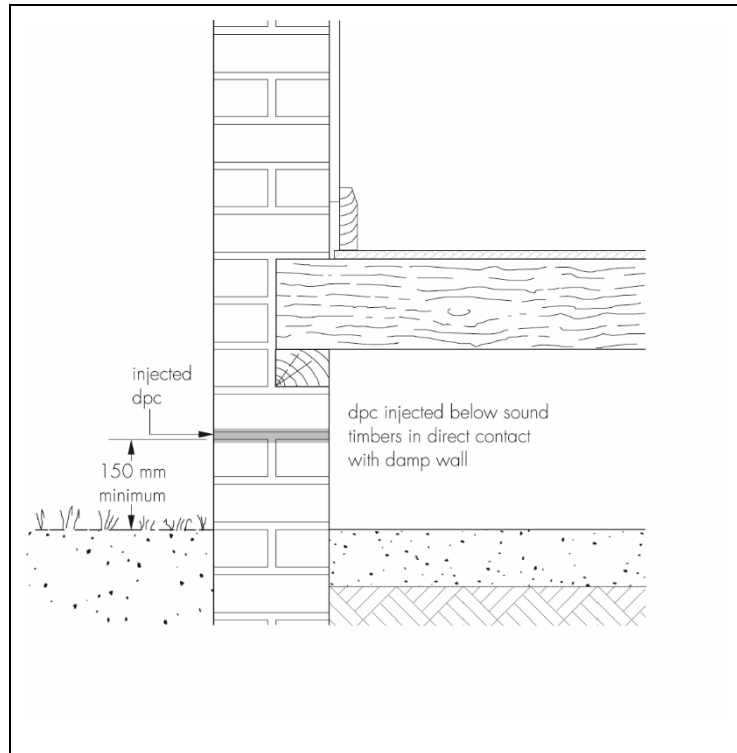
11.3 If damage is limited to the joist ends, the floors may be re-formed, using sleeper walls or joist-hangers, to isolate the timbers from the damp wall (see Figure 3).

Figure 3 Isolation of timber joists from damp wall



11.4 If the timbers are sound, the existing floor may be retained provided the injected dpc is formed below the timber joists and/or wall plate (see Figure 4).

Figure 4 Injection of dpc below wall plate



12 Preparation

12.1 The course to be injected is chosen so that the position of the horizontal dpc complies, as far as is practicable, with the recommendations of BS 6576 : 2005, clause 8.3 (see section 11.4 of this Certificate).

12.2 Internal walls on solid floors are treated as close to the floor as possible.

12.3 Complementary vertical dpc's are positioned, where necessary, to isolate treated walls from the effects of rising damp in adjoining walls or to maintain continuity between horizontal dpc's at different levels.

12.4 Internal skirting and flooring are removed, as necessary, to expose the area for treatment. Externally, the proposed dpc line is exposed, where necessary, by removing any facing material. Internal plastering affected by hygroscopic salts is removed from the area to be treated to a height of at least 300 mm above the maximum level of the rising damp (subject to a 1 m minimum height).

12.5 It should be noted that, where the plaster is contaminated and left to dry out for an extended period rather than being replaced at the time of the dpc installation, there is a risk of damage to future decorations.

13 Procedure

13.1 Holes 12 mm in diameter are drilled horizontally at the base of perpend and at maximum intervals of 120 mm along the selected mortar course.

13.2 Solid walls of brick or stone should be drilled from one side to within 20 mm of the opposite face. Where this is not possible, advice should be sought from the Certificate holder.

13.3 For preference, cavity walls should be treated from both sides but, if the thickness of the individual leaves permits, may be treated from one side. When undertaking treatment from one side, the drill must pass completely through the selected mortar course, then across the cavity and to a depth of 90 mm in the other leaf. The cavity must be clear before treatment. When treating cavity walls from one side it is essential that the holes in each leaf are filled.

13.4 If possible, in random stone and rubble infill walls, the mortar course should be followed at the appropriate selected level, or drillings may be made into porous stone. Where the variable thickness of stone walls and the possibility of rubble infill dropping and blocking injection holes cause difficulties, it may be necessary to drill to 50% of

the wall thickness from both sides at a corresponding height. Alternatively, additional holes should be drilled adjacent to obstructed holes to ensure that an adequate volume of SureTech Injection Cream is introduced to the wall.

13.5 The injection process consists of loading the SureTech Injection Cream cartridge into the applicator gun and inserting the gun delivery tube into the full depth of the predrilled hole. Each hole is backfilled fully with SureTech Injection Cream to within 10 mm of the surface by slowly squeezing the gun trigger whilst withdrawing the delivery tube.

13.6 Particular care is taken to avoid bridging the dpc, either internally or externally. Where external rendering has been removed, it is restored, ending in a bell casting above the injected dpc.

13.7 Holes in the external wall surfaces are plugged with sand/cement mortar coloured to match the existing wall surface.

13.8 Where existing plaster has been removed at the same time as the installation of the remedial dpc, the treated walls are left for at least 14 days to allow initial drying out. Internal plastering is applied in accordance with a BBA-Certificated replastering specification.

Technical Investigations

14 Tests

Tests were carried out, and the results evaluated, to determine the effectiveness against rising damp to a BBA method.

15 Investigations

15.1 The manufacturing process was evaluated, including the methods adopted for quality control, and details were obtained of the quality and composition of the materials used.

15.2 An assessment was made of existing data on the effectiveness of silicone-based products as a chemical dpc.

15.3 An assessment was made of data on the effectiveness and durability of similar materials used as external surface water repellents, and an assessment was made of the durability of the injection system.

15.4 An assessment was made of the materials available for replastering.

Bibliography

BS 6576 : 2005 + A1 : 2012 *Code of practice for diagnosis of rising damp in walls of buildings and installation of chemical damp-proof courses*

Conditions of Certificate

Conditions

1. This Certificate:

- relates only to the product that is named and described on the front page
- is issued only to the company, firm, organisation or person named on the front page – no other company, firm, organisation or person may hold or claim that this Certificate has been issued to them
- is valid only within the UK
- has to be read, considered and used as a whole document – it may be misleading and will be incomplete to be selective
- is copyright of the BBA
- is subject to English Law.

2. Publications, documents, specifications, legislation, regulations, standards and the like referenced in this Certificate are those that were current and/or deemed relevant by the BBA at the date of issue or reissue of this Certificate.

3 This Certificate will be displayed on the BBA website, and the Certificate Holder is entitled to use the Certificate and Certificate logo, provided that the product and its manufacture and/or fabrication, including all related and relevant parts and processes thereof:

- are maintained at or above the levels which have been assessed and found to be satisfactory by the BBA
- continue to be checked as and when deemed appropriate by the BBA under arrangements that it will determine
- are reviewed by the BBA as and when it considers appropriate.

4. The BBA has used due skill, care and diligence in preparing this Certificate, but no warranty is provided.

5. In issuing this Certificate the BBA is not responsible and is excluded from any liability to any company, firm, organisation or person, for any matters arising directly or indirectly from:

- the presence or absence of any patent, intellectual property or similar rights subsisting in the product or any other product
- the right of the Certificate holder to manufacture, supply, install, maintain or market the product
- actual installations of the product, including their nature, design, methods, performance, workmanship and maintenance
- any works and constructions in which the product is installed, including their nature, design, methods, performance, workmanship and maintenance
- any loss or damage, including personal injury, howsoever caused by the product, including its manufacture, supply, installation, use, maintenance and removal
- any claims by the manufacturer relating to UKCA, UKNI or CE marking.

6. Any information relating to the manufacture, supply, installation, use, maintenance and removal of this product which is contained or referred to in this Certificate is the minimum required to be met when the product is manufactured, supplied, installed, used, maintained and removed. It does not purport in any way to restate the requirements of the Health and Safety at Work etc. Act 1974, or of any other statutory, common law or other duty which may exist at the date of issue or reissue of this Certificate; nor is conformity with such information to be taken as satisfying the requirements of the 1974 Act or of any statutory, common law or other duty of care.

British Board of Agrément

1st Floor, Building 3, Hatters Lane
Croxley Park, Watford
Herts WD18 8YG

©2024

tel: 01923 665300
clientservices@bbacerts.co.uk
www.bbacerts.co.uk